

Icelandair hótel
vakta umhverfisáhrif sín mánaðarlega
með aðstoð
Klappa – gagnadrifinni umhverfisstjórnun

Markmiðið er að draga úr umhverfisáhrifum af starfsemi og vinna stöðugt að umbótum í umhverfismálum, til að tryggja gæði vöru okkar og starfsumhverfis til framtíðar.

Koltvísýringslosun 2019

Released CO₂ equivalent (tonnes)

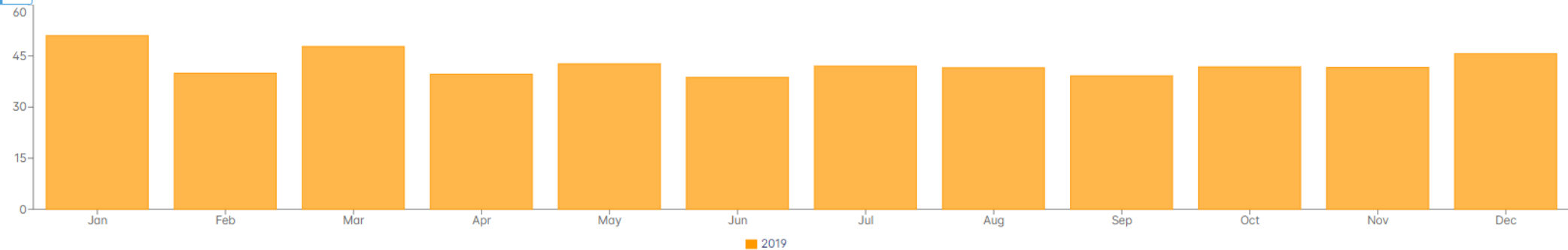
2015 2016 2017 2018 2019 2020

Search text Search

Months Quarters Cumulative

	Jan	Feb	Mar	Apr	May	Jun	Jul	Aug	Sep	Oct	Nov	Dec	Total
+ 2019	50.94	39.9	47.75	39.64	42.65	38.69	42.01	41.51	39.14	41.76	41.59	45.64	511.22

Bar chart icon



Rafmagnsnotkun 2019

Electricity (kWh)

Analytics

2015 2016 2017 2018 2019 2020

Search text

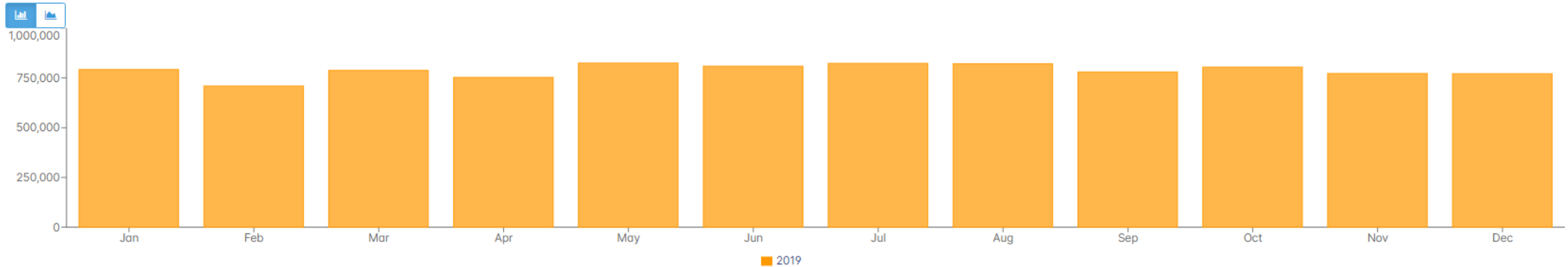
Search

Months

Quarters

Cumulative

	Jan	Feb	Mar	Apr	May	Jun	Jul	Aug	Sep	Oct	Nov	Dec	Total
+ 2019	792,224	709,663	787,876	752,743	824,716	809,262	823,508	821,181	779,946	804,488	772,288	771,205	9,449,102



Úrgangur og endurvinnsla 2019

Waste (kg)

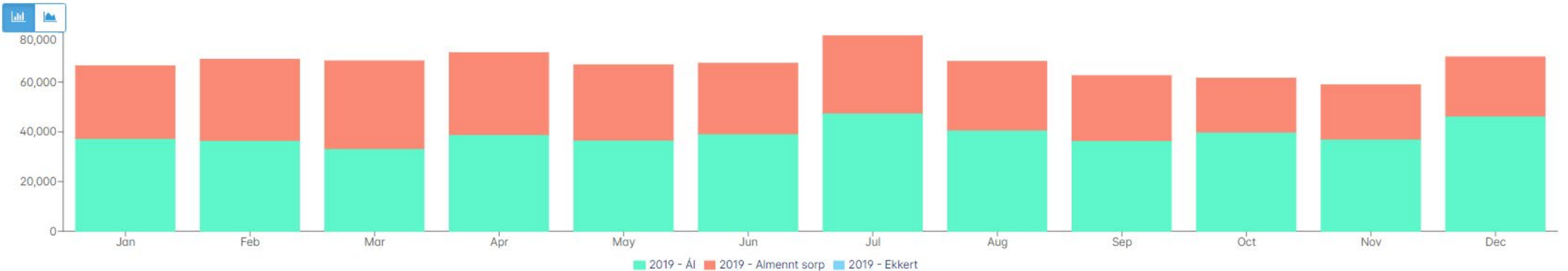
Analytics

2015 2016 2017 2018 2019 2020

Search text Search

Months Quarters Cumulative

	Jan	Feb	Mar	Apr	May	Jun	Jul	Aug	Sep	Oct	Nov	Dec	Total
+ 2019	66,547	69,165	68,536	71,786	66,950	67,560	78,612	68,318	62,564	61,603	58,876	70,134	810,651



Kaldavatnsnotkun 2019

coldwater (m³)

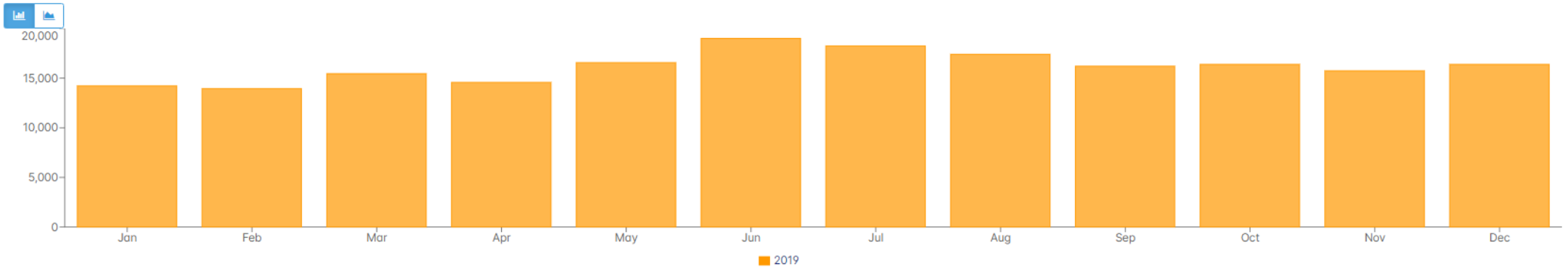
Analytics

2015 2016 2017 2018 2019 2020

Search text Search

Months Quarters Cumulative

	Jan	Feb	Mar	Apr	May	Jun	Jul	Aug	Sep	Oct	Nov	Dec	Total
+ 2019	14,221	13,945	15,449	14,577	16,568	19,000	18,251	17,403	16,208	16,390	15,734	16,388	194,134



Heitavatnsnotkun 2019

hotwater (m³)

Analytics

2015 2016 2017 2018 2019 2020

Search text Search

m³

kWh

Months

Quarters

Cumulative

	Jan	Feb	Mar	Apr	May	Jun	Jul	Aug	Sep	Oct	Nov	Dec	Total
+ 2019	45,303	40,200	42,766	33,910	33,037	27,984	28,607	28,178	29,078	39,629	39,426	45,744	433,861

